

# QUICK START GUIDE

## LET'S SETUP YOUR FABRIQ® RIFF

This guide gives you a quick overview on setting up your new FABRIQ RIFF. For complete product information, download the instruction booklet and view our how-to videos on thefabriq.com.

For any questions or help, get in touch with us:

**EMAIL:** support@thefabriq.com

**PHONE:** 1 · 844 · 932 · 2747

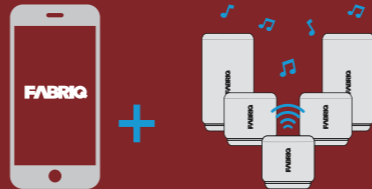
## DOWNLOAD THE APP & POWER ON



**POWER BUTTON LOCATED ON THE BOTTOM**

Download the FABRIQ App by visiting thefabriq.com or download directly from the App Store or Google Play. FABRIQ RIFF comes pre-charged and ready to use. Press and hold the power button for 3 seconds until you see the light begin to flash.

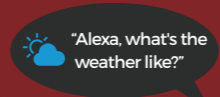
## FABRIQ® APP + SETUP



**WiFi:** Setup the speaker with WiFi using the FABRIQ App. Use the app to pair up to 10 FABRIQ speakers or control them individually.

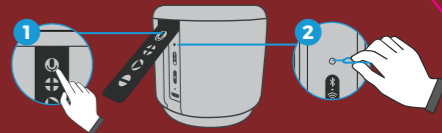
**BLUETOOTH:** Press the 'Pair Button' to turn on the speaker's bluetooth & look for 'FABRIQ' on your mobile device to connect.

## AMAZON ALEXA APP & VOICE CONTROL



Download the Amazon Alexa App from the App Store or Google Play. Create an Amazon account or sign into your existing one to control your FABRIQ RIFF speaker using Amazon Alexa Voice Service - Just tap the mic button and speak to Alexa.

## HOW TO RESET



- 1** To reset & clear all previous WiFi settings and data press and hold the Alexa Mic button for approximately 15 seconds until you hear the audio prompt stating that all data has been reset.
- 2** In the rare case that your FABRIQ RIFF is frozen and no buttons are functional please use this pin to restart the speaker. By inserting into the hole above the Pair Button.

# BOTTOM



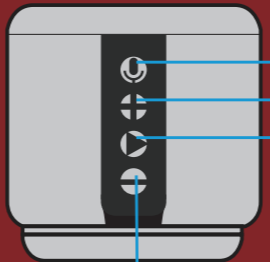
## FRONT VIEW



Multi-Color Light Ring

- Bluetooth ● WiFi/Amazon Alexa ●
- Party Mode ●●●●●●●●
- Low Battery ●

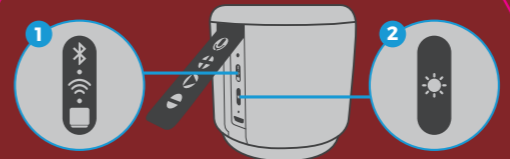
## BACK CONTROLS



- Alexa/Mic
- Volume Up
- Play/Pause

Volume Down

## UNDER THE FLAP



**1 PAIR BUTTON**  
Switch between Bluetooth & WiFi mode

**2 LIGHT BUTTON**  
Switch between 'Standard' and 'Party' light mode

## QUESTIONS & SUPPORT

**WEBSITE**  
[www.thefabriq.com](http://www.thefabriq.com)

**HOW-TO VIDEOS**  
[www.thefabriq.com/contact-us](http://www.thefabriq.com/contact-us)

**DOWNLOAD THE INSTRUCTION BOOKLET**  
[www.thefabriq.com/user-manual](http://www.thefabriq.com/user-manual)

**EMAIL**  
[support@thefabriq.com](mailto:support@thefabriq.com)

**CUSTOMER SERVICE**  
1 · 844 · 932 · 2747